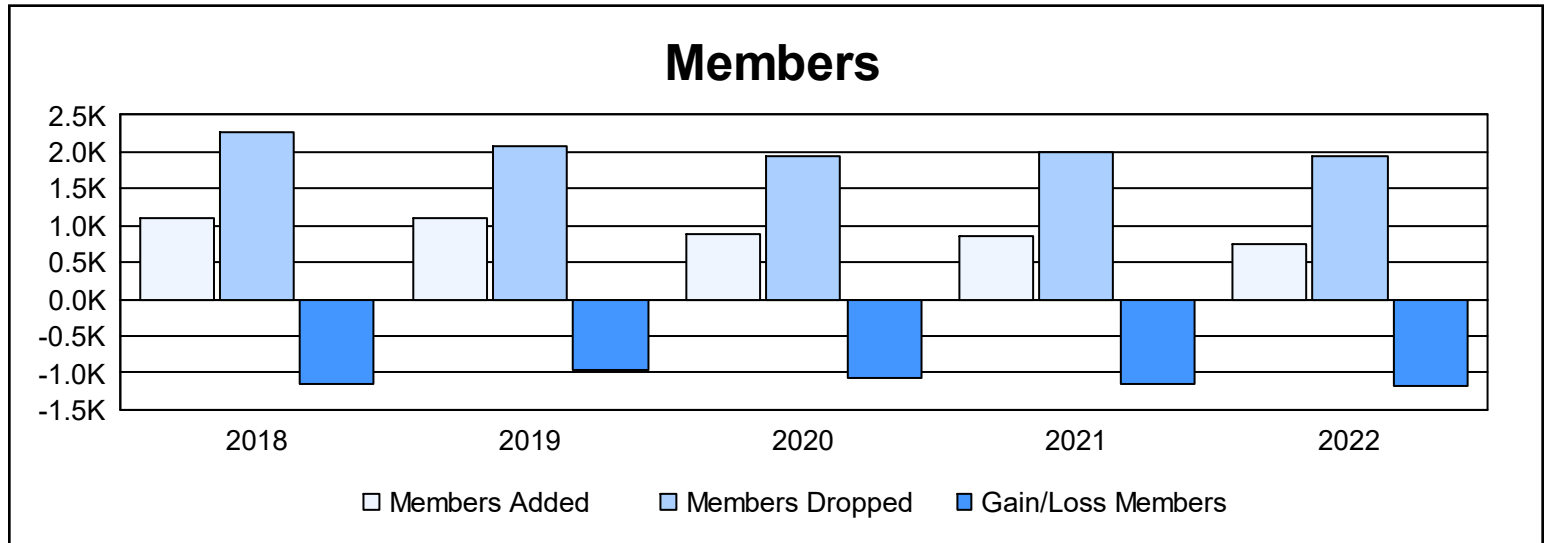
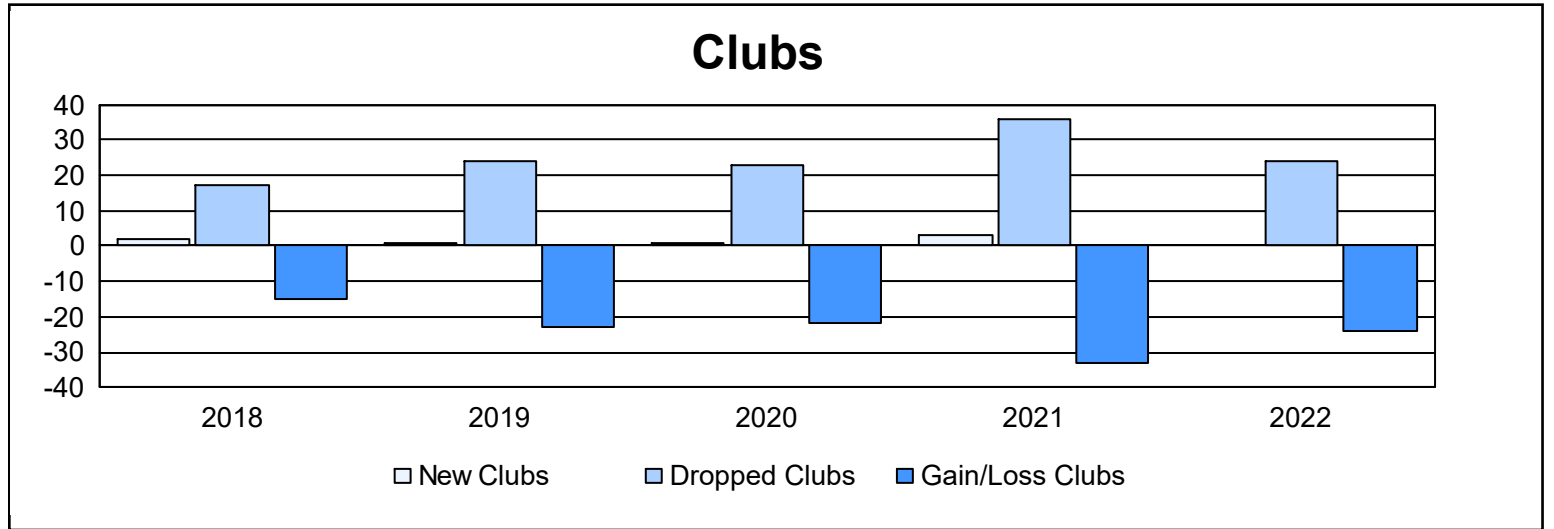
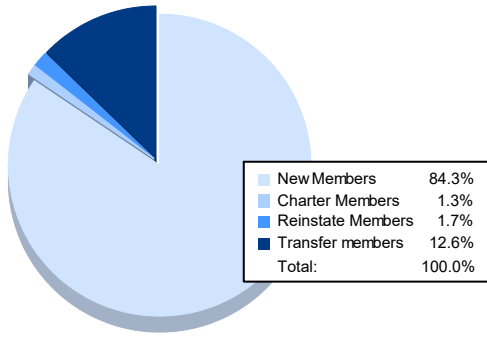


Year	New Clubs	Dropped Clubs	Gain/ Loss Clubs	New Members	Charter Members	Reinstate Members	Transfer Members	Total Member Added	Total Members Dropped	Gain/ Loss Members
2017-2018	2	17	-15	938	78	16	82	1,114	2,259	-1,145
2018-2019	1	24	-23	909	43	25	124	1,101	2,068	-967
2019-2020	1	23	-22	732	34	17	98	881	1,946	-1,065
2020-2021	3	36	-33	567	93	16	170	846	1,988	-1,142
2021-2022	0	24	-24	640	10	13	96	759	1,934	-1,175
Average	1	25	-23	757	52	17	114	940	2,039	-1,099



Membership Composition June 2022 Cumulative



Gender Composition June 2022 Cumulative

